

:SC

CE

SC230 (AS05710-AS05711)

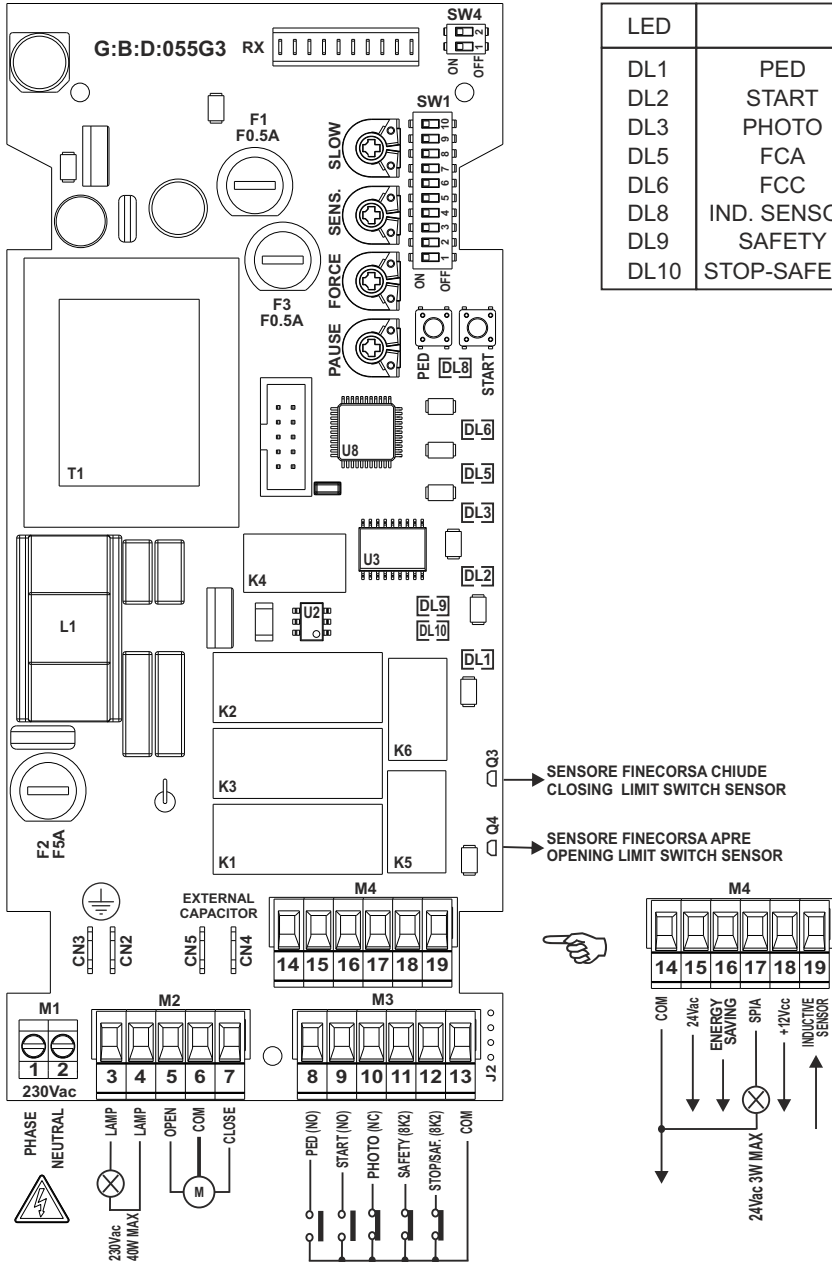
Apparechiatura elettronica
SCHEMA ELETTRICO E COLLEGAMENTI

Electronic control unit
ELECTRICAL CONNECTIONS

I-UK

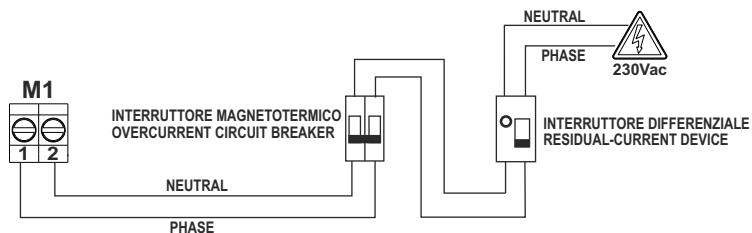
SCHEMA ELETTRICO / ELECTRICAL CONNECTIONS

1



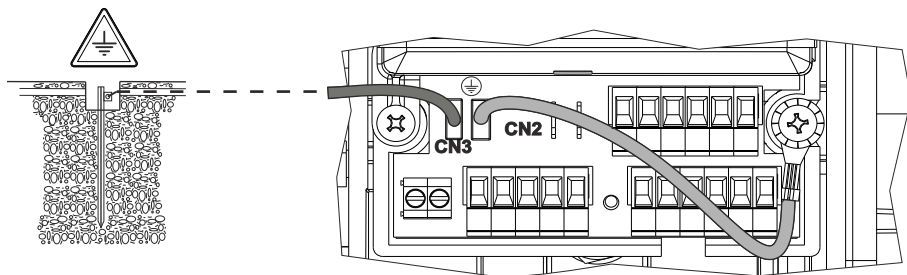
COLLEGAMENTO ALIMENTAZIONE / POWER SUPPLY CONNECTION

2



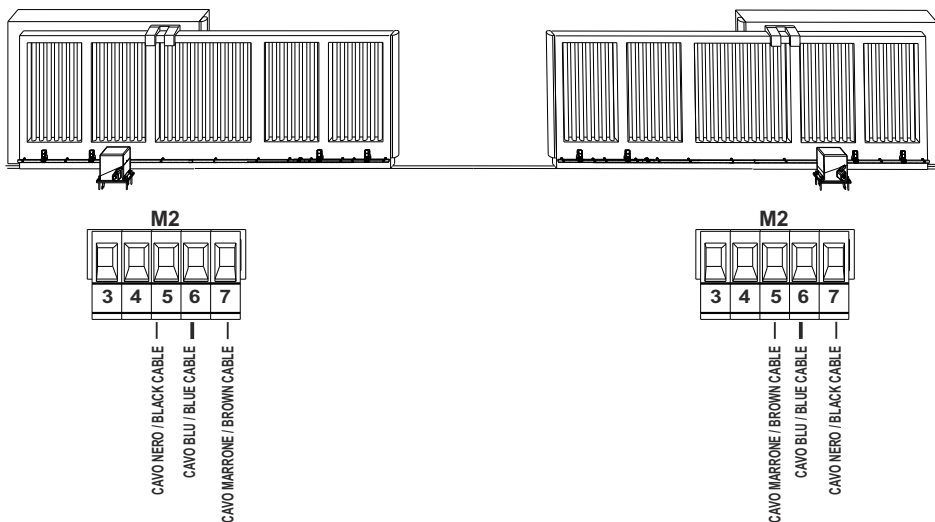
COLLEGAMENTO DI TERRA / EARTH CONNECTION

3



COLLEGAMENTO MOTORE / MOTOR CONNECTION

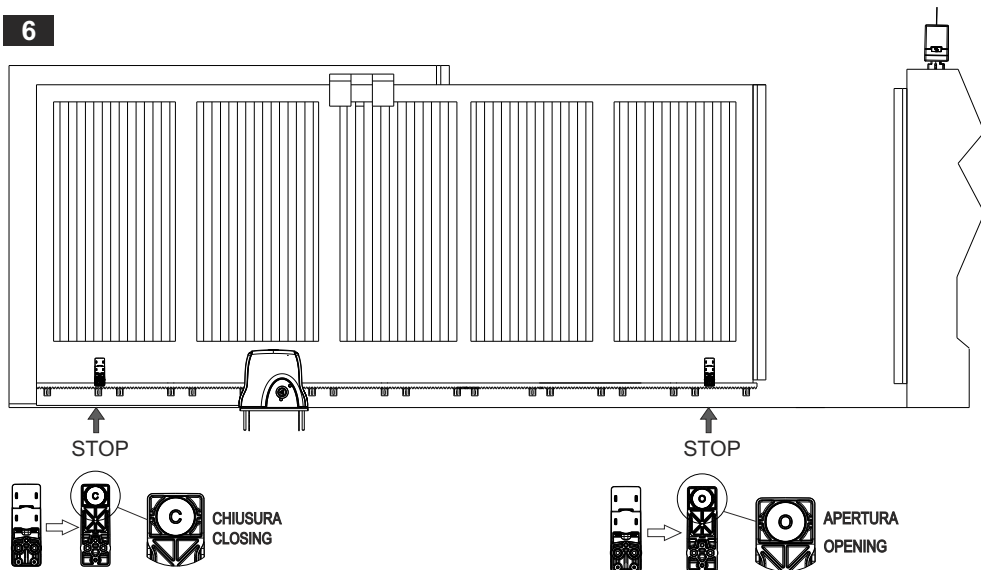
4



I-UK

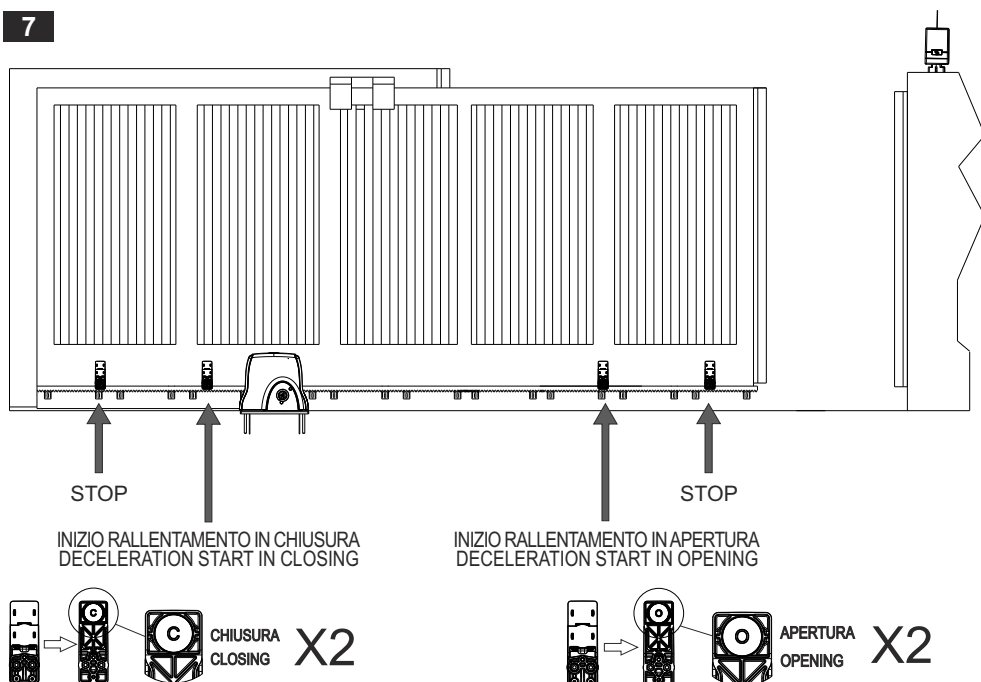
INSTALLAZIONE SENZA RALLENTAMENTI / INSTALLATION WITHOUT DECELERATIONS

6



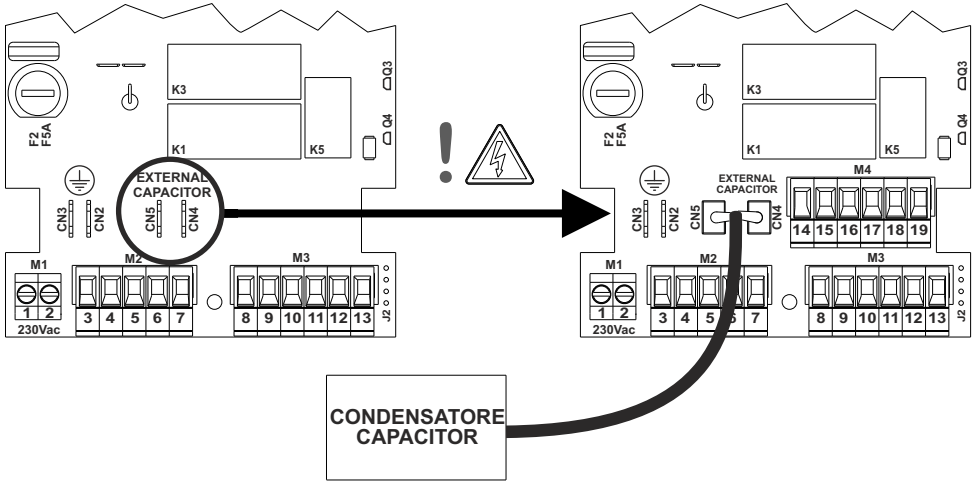
INSTALLAZIONE CON RALLENTAMENTI / INSTALLATION WITH DECELERATIONS

7



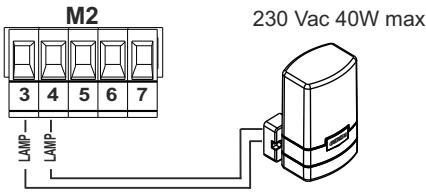
COLLEGAMENTO CONDENSATORE / CAPACITOR CONNECTION

8



COLLEGAMENTO LAMPEGGIANTE / FLASHING LIGHT CONNECTION

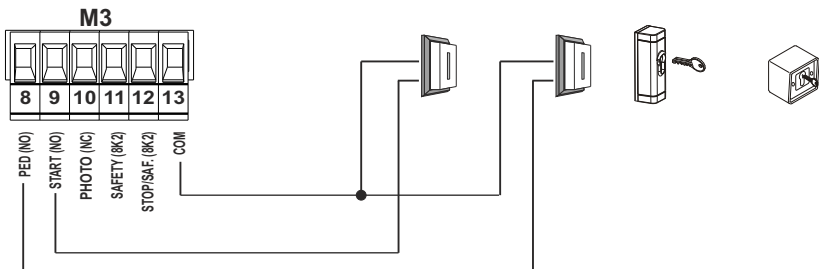
9



		DIP SWITCH 3	
Ref			
ON:	on 3s	on 3s	
OFF:	off	off	
ON:	on	on	
OFF:	off	off	

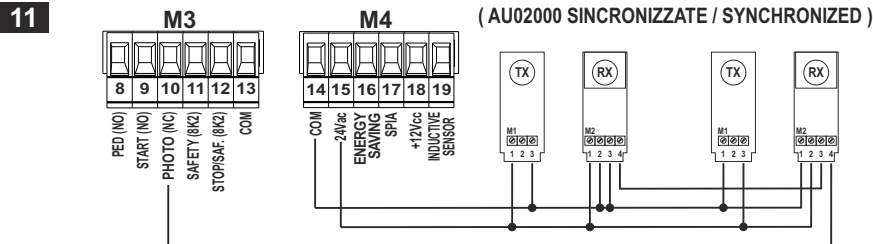
COLLEGAMENTO DISPOSITIVI DI COMANDO / CONTROL DEVICES CONNECTION

10

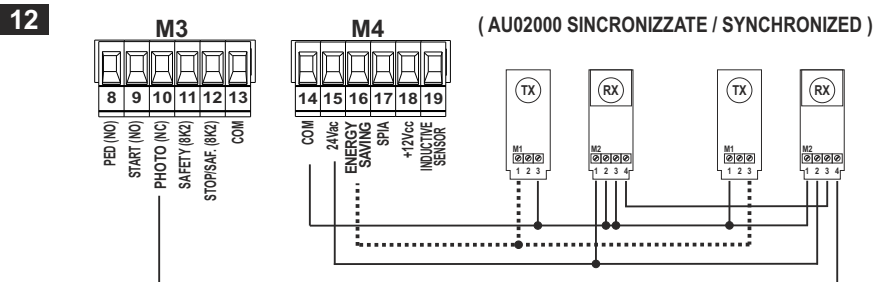


I-UK

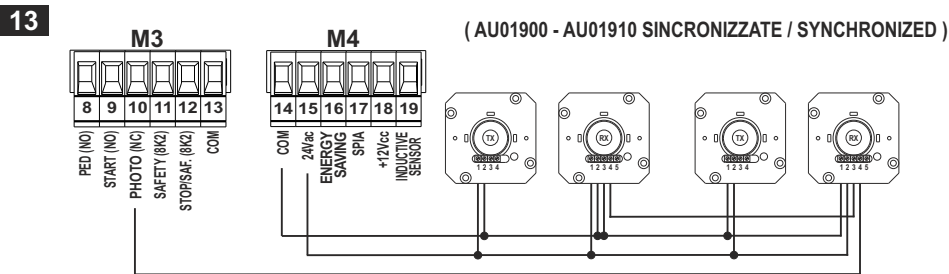
COLLEGAMENTO FOTOCELLULE / PHOTOCELLS CONNECTION



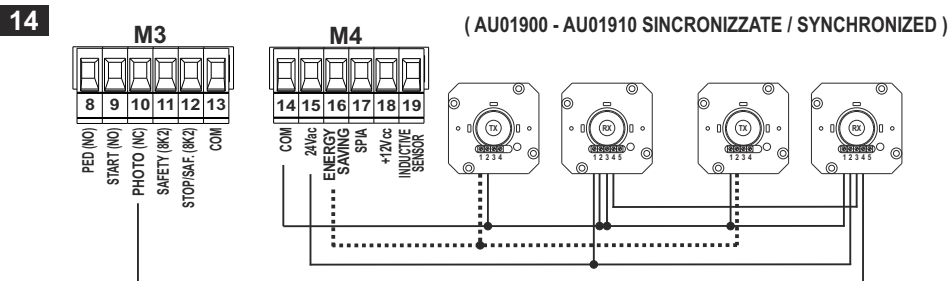
COLLEGAMENTO FOTOCELLULE CON TEST / PHOTOCELLS CONNECTION WITH TEST



COLLEGAMENTO FOTOCELLULE / PHOTOCELLS CONNECTION



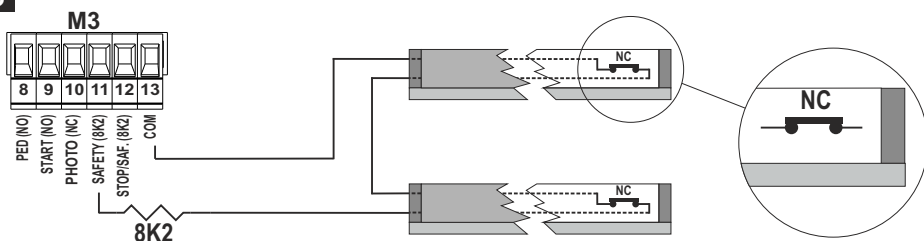
COLLEGAMENTO FOTOCELLULE CON TEST / PHOTOCELLS CONNECTION WITH TEST



CONSULTARE IL MANUALE DELLE FOTOCELLULE PER MAGGIORI DETTAGLI / REFER TO THE PHOTOCELLS MANUAL FOR DETAILED CONNECTION DIAGRAMS

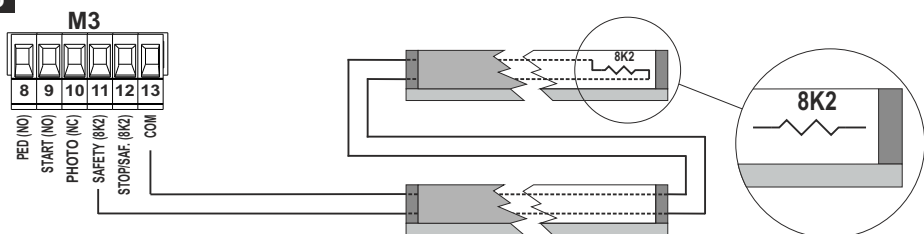
COLLEGAMENTO "DISPOSITIVO DI SICUREZZA" NC / NC "SAFETY DEVICE" CONNECTION

15



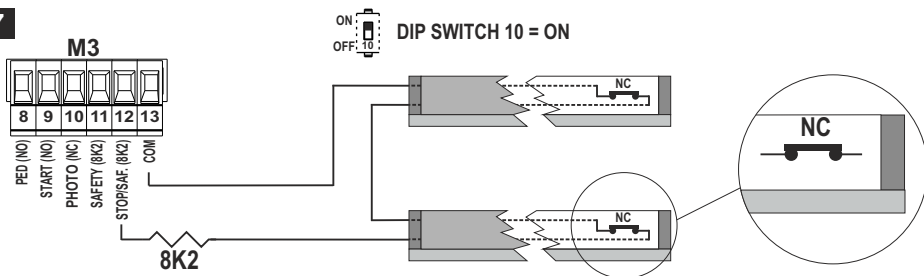
COLLEGAMENTO "DISPOSITIVO DI SICUREZZA" 8K2 / 8K2 "SAFETY DEVICE" CONNECTION

16



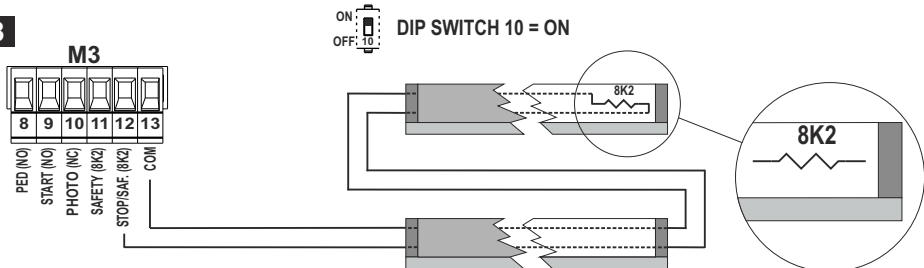
COLLEGAMENTO "DISPOSITIVO DI SICUREZZA" NC AGGIUNTIVO / ADDITIONAL NC "SAFETY DEVICE" CONNECTION

17



COLLEGAMENTO "DISPOSITIVO DI SICUREZZA" 8K2 AGGIUNTIVO / ADDITIONAL 8K2 "SAFETY DEVICE" CONNECTION

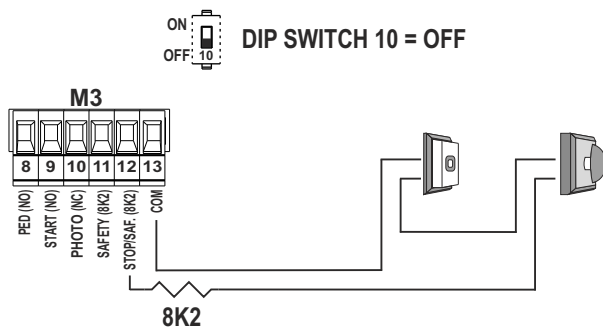
18



I-UK

COLLEGAMENTO STOP / STOP CONNECTION

19



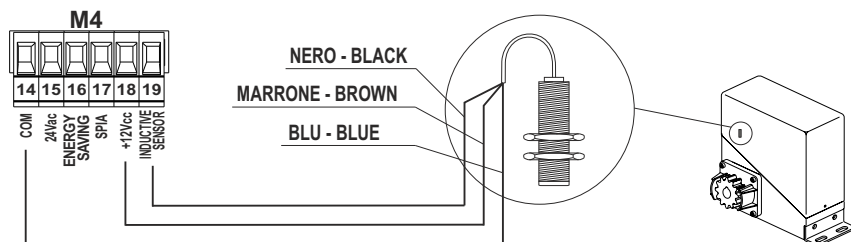
COLLEGAMENTO SPIA DI SEGNALAZIONE / WARNING LIGHT CONNECTION

20



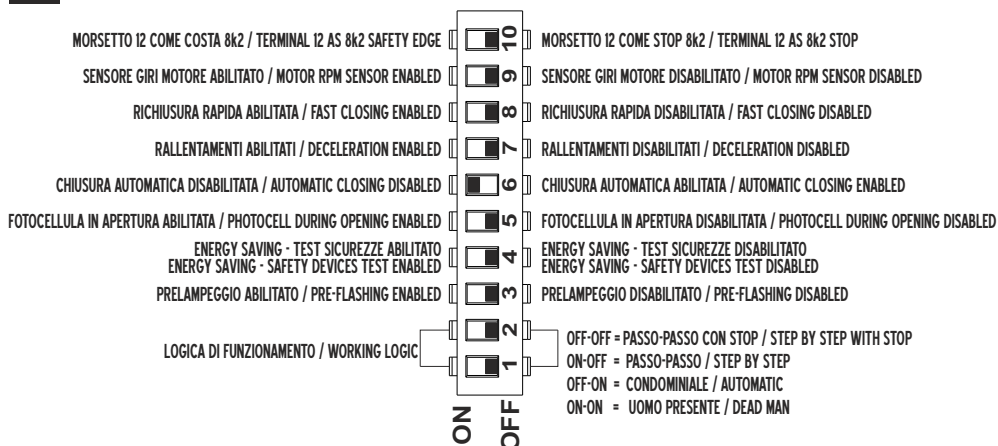
COLLEGAMENTO SENSORE GIRI MOTORE / MOTOR RPM SENSOR

21



IMPOSTAZIONE DI DEFAULT DIP SWITCH SW1 / DIP SWITCH SW1 DEFAULT SETTINGS

22

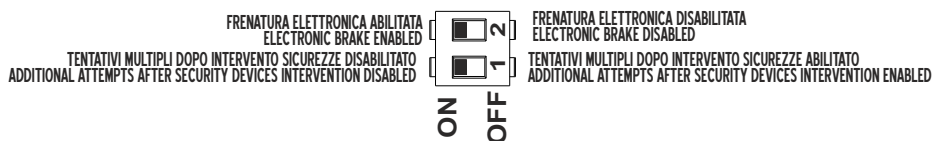


IMPOSTAZIONE DI DEFAULT DIP SWITCH SW4 / DIP SWITCH SW4 DEFAULT SETTINGS

23



LEGGERE IL MANUALE PRIMA DI MODIFICARE LE IMPOSTAZIONI DI DEFAULT
READ THE MANUAL BEFORE MODIFYING DEFAULT SETTINGS



TRIMMER "PAUSE"

24



PAUSA 2 SECONDI
PAUSE 2 SECONDS

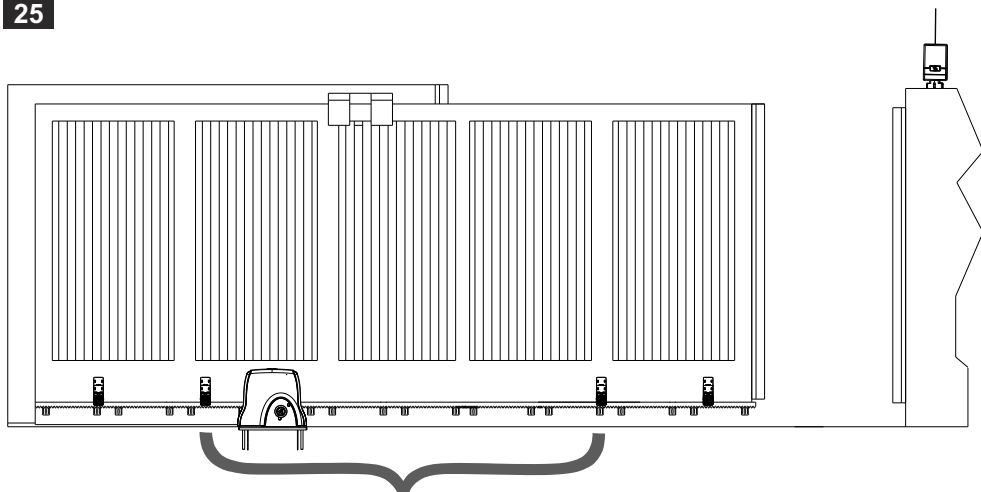


TEMPO PAUSA 220 SECONDI
PAUSE 220 SECONDS

I-UK

TRIMMER "FORCE"

25



MOVEMENT SPEED : 50% - THRUST FORCE: 25%
VELOCITA' ANTA : 50% - FORZA DI SPINTA : 25%



MOVEMENT SPEED : 100% - THRUST FORCE: 25%
VELOCITA' ANTA : 100% - FORZA DI SPINTA : 25%



MOVEMENT SPEED : 100% - THRUST FORCE: 50%
VELOCITA' ANTA : 100% - FORZA DI SPINTA : 50%



MOVEMENT SPEED : 100% - THRUST FORCE: 100%
VELOCITA' ANTA : 100% - FORZA DI SPINTA : 100%

TRIMMER "SENS"

26

SENSIBILITA' INTERVENTO SENSORE ANTISCHIACCIAMENTO
INTERVENTION SENSITIVITY OF ANTICRUSHING SENSOR



ALTA SENSIBILITA'
HIGH SENSITIVITY



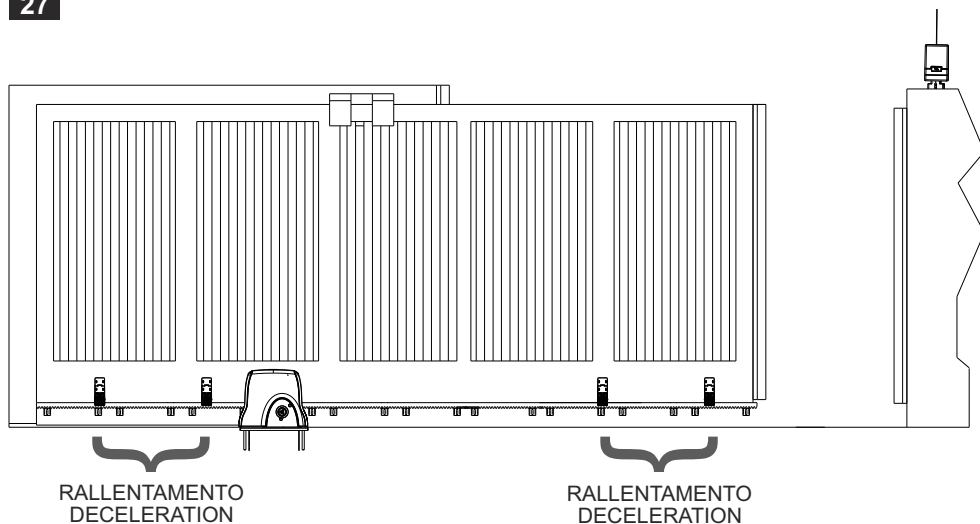
MEDIA SENSIBILITA'
MEDIUM SENSITIVITY



BASSA SENSIBILITA'
LOW SENSITIVITY

TRIMMER "SLOW"

27



MOVEMENT SPEED : 50% - THRUST FORCE: 25%
 VELOCITA' ANTA : 50% - FORZA DI SPINTA : 25%



MOVEMENT SPEED : 100% - THRUST FORCE: 25%
 VELOCITA' ANTA : 100% - FORZA DI SPINTA : 25%



MOVEMENT SPEED : 100% - THRUST FORCE: 50%
 VELOCITA' ANTA : 100% - FORZA DI SPINTA : 50%



MOVEMENT SPEED : 100% - THRUST FORCE: 100%
 VELOCITA' ANTA : 100% - FORZA DI SPINTA : 100%

GIBIDI

G.I.B.I.D.I. S.r.l.

Via Abetone Brennero, 177/B
46025 Poggio Rusco (MN) - ITALY
Tel. +39.0386.52.20.11
Fax +39.0386.52.20.31
E-mail: info@gibidi.com

Numero Verde: 800.290156

www.gibidi.com

