

:SC

CE

SC24 (AS05700)

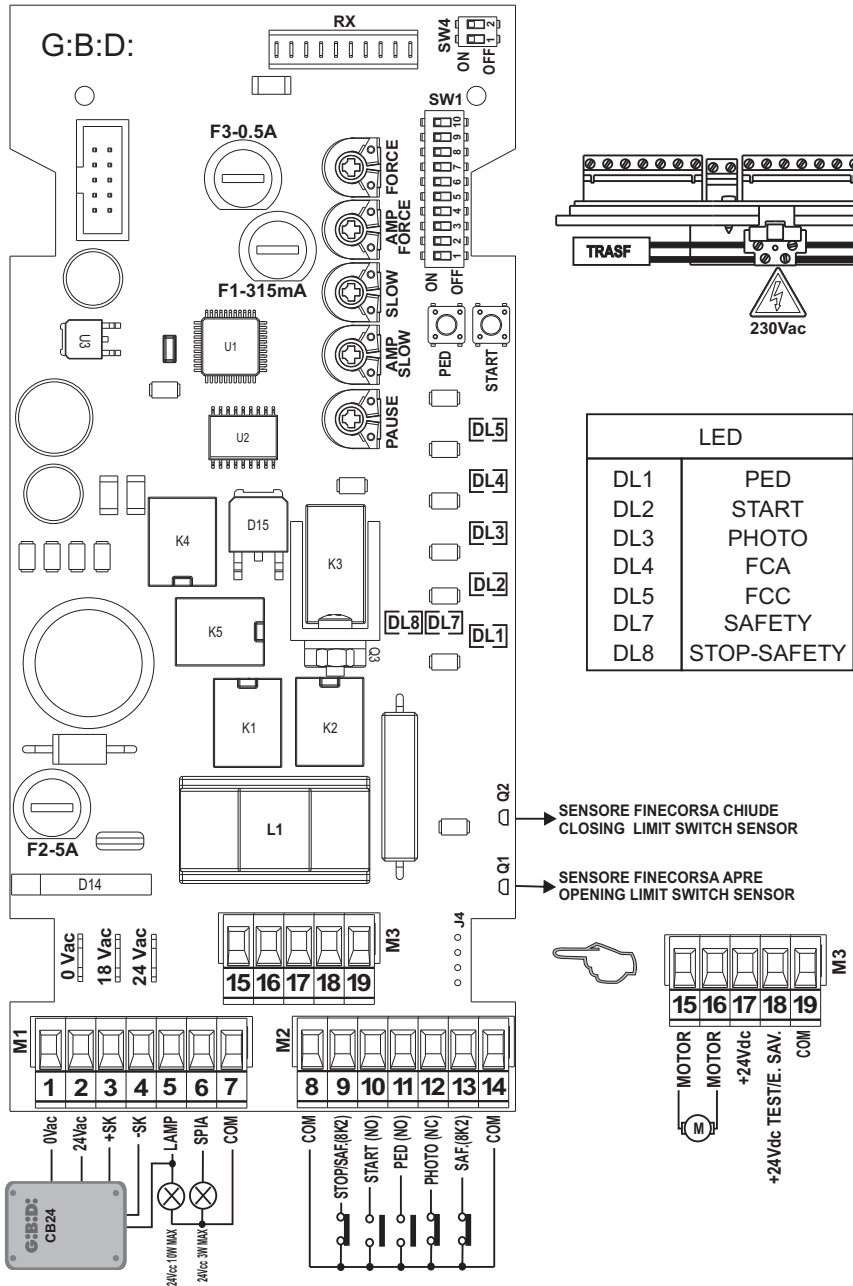
Apparechiatura elettronica
SCHEMA ELETTRICO E COLLEGAMENTI

Electronic control unit
ELECTRICAL CONNECTIONS

I-UK

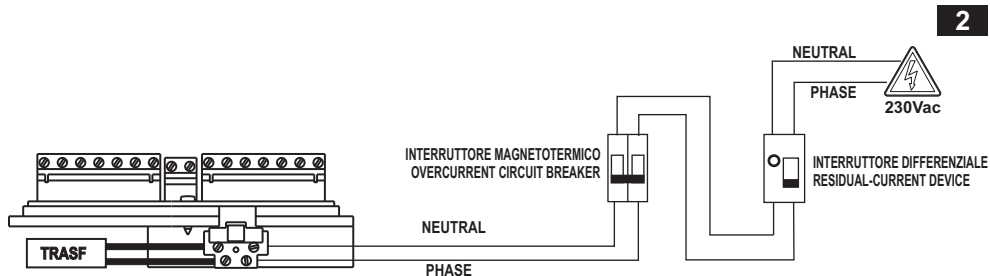
SCHEMA ELETTRICO / ELECTRICAL CONNECTIONS

1

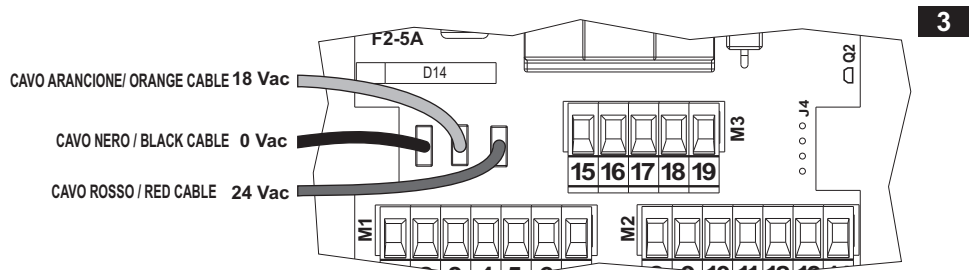


I-UK

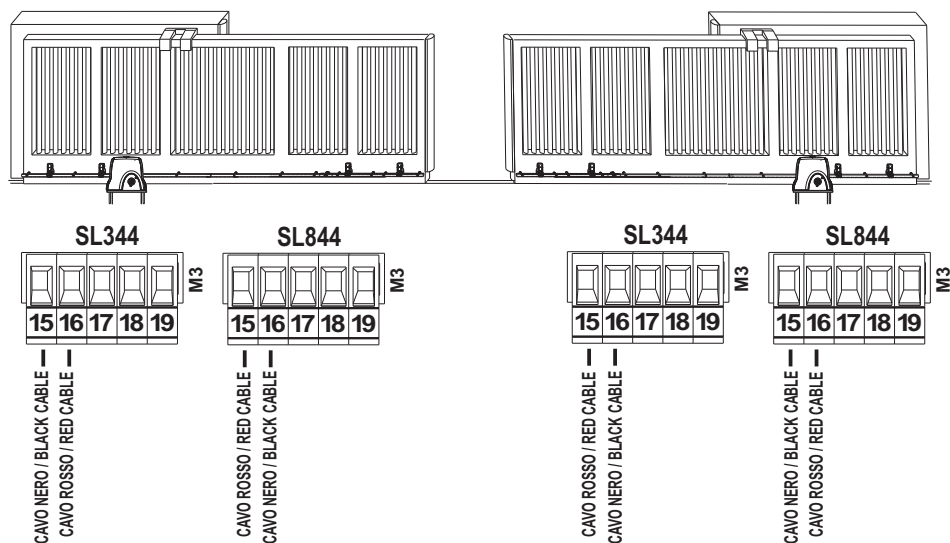
COLLEGAMENTO ALIMENTAZIONE / POWER SUPPLY CONNECTION



COLLEGAMENTO TRASFORMATORE/ POWER TRANSFORMER CONNECTION



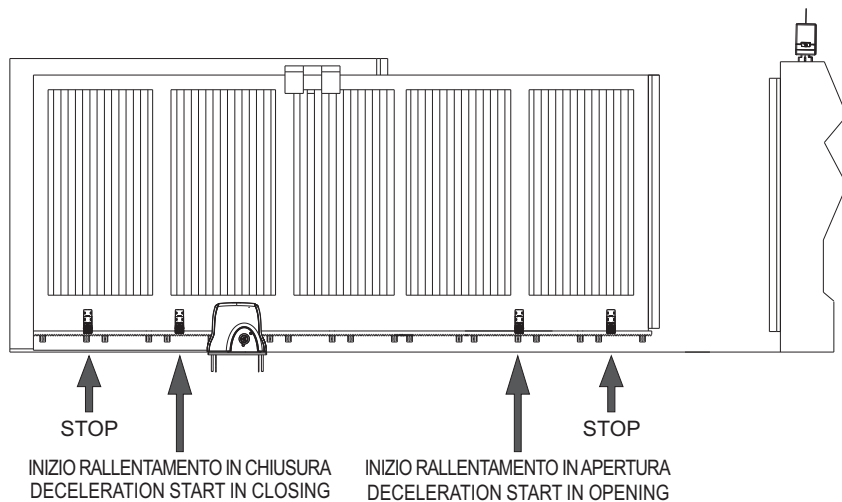
COLLEGAMENTO MOTORE / MOTOR CONNECTION



I-UK

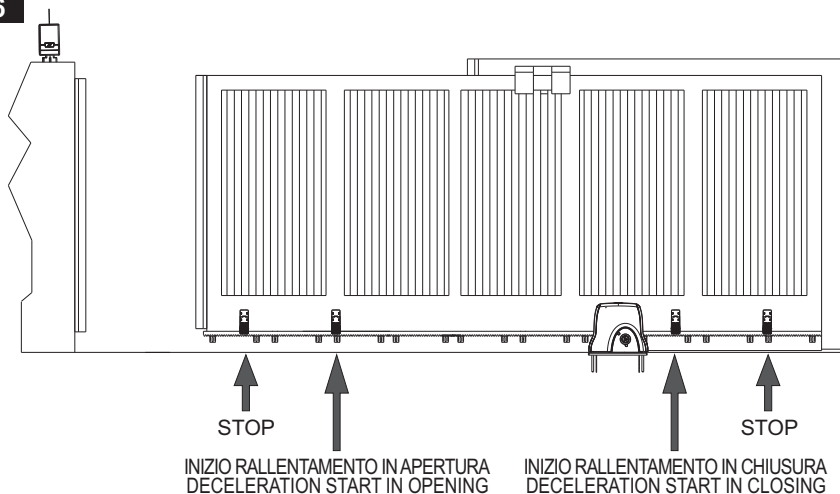
INSTALLAZIONE FINECORSA / END LIMITS INSTALLATION

5

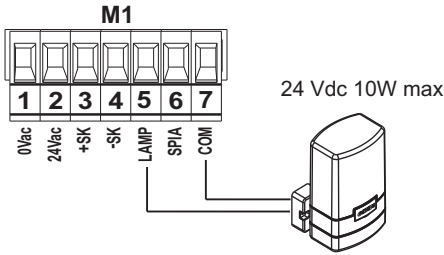


INSTALLAZIONE FINECORSA / END LIMITS INSTALLATION

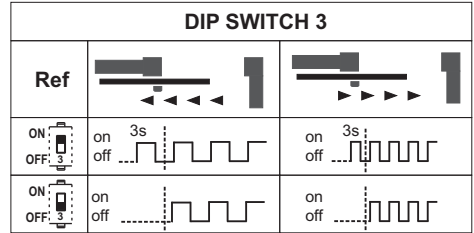
6



COLLEGAMENTO LAMPEGGIANTE / FLASHING LIGHT CONNECTION



7

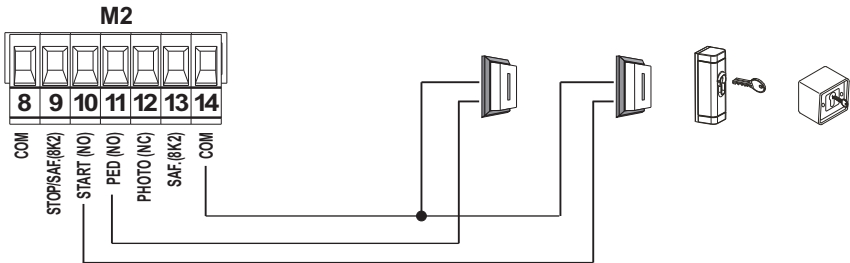


COLLEGAMENTO SPIA DI SEGNALAZIONE / WARNING LIGHT CONNECTION



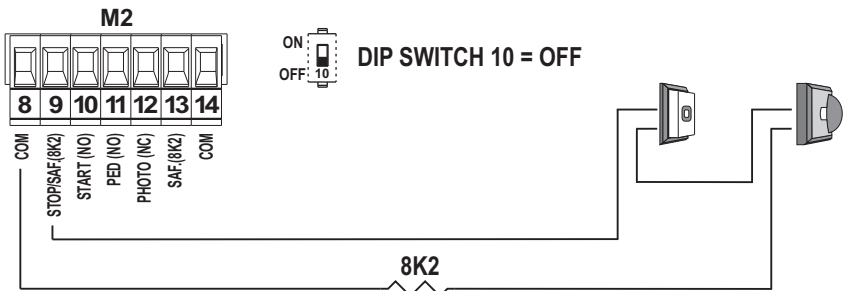
8

COLLEGAMENTO DISPOSITIVI DI COMANDO / CONTROL DEVICES CONNECTION



9

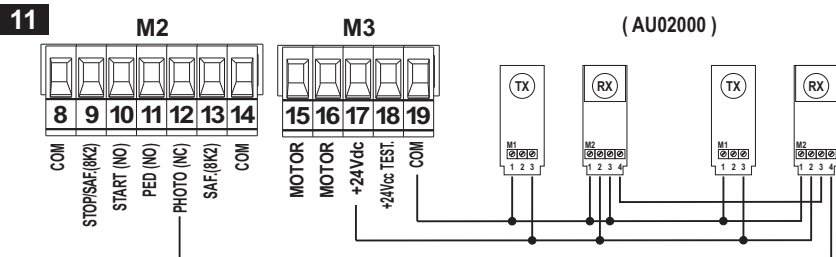
COLLEGAMENTO STOP / STOP CONNECTION



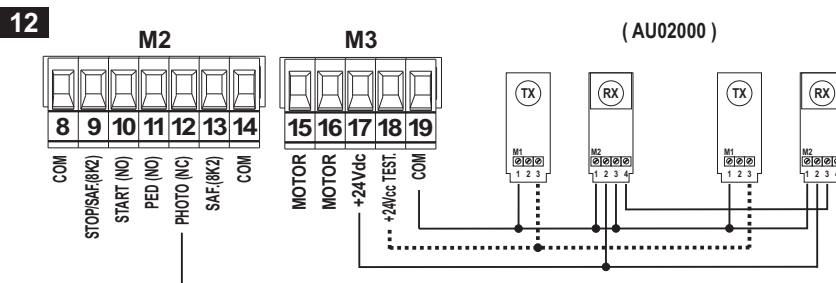
10

I-UK

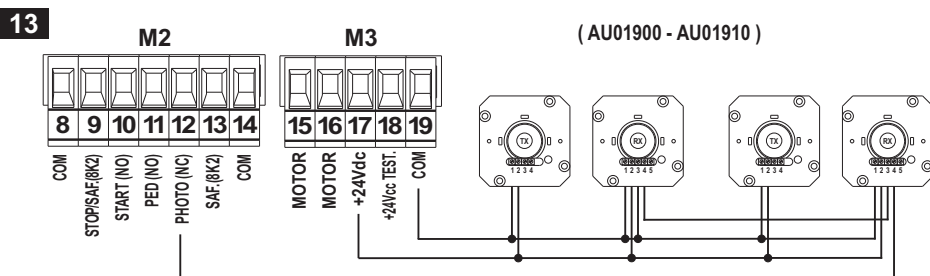
COLLEGAMENTO FOTOCELLULE / PHOTOCELLS CONNECTION



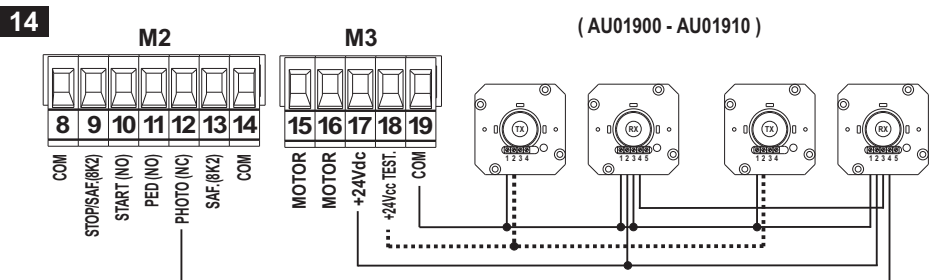
COLLEGAMENTO FOTOCELLULE CON TEST / PHOTOCELLS CONNECTION WITH TEST



COLLEGAMENTO FOTOCELLULE / PHOTOCELLS CONNECTION



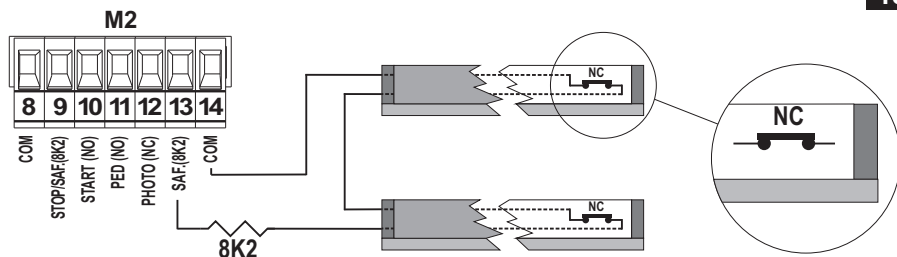
COLLEGAMENTO FOTOCELLULE CON TEST / PHOTOCELLS CONNECTION WITH TEST



I-UK

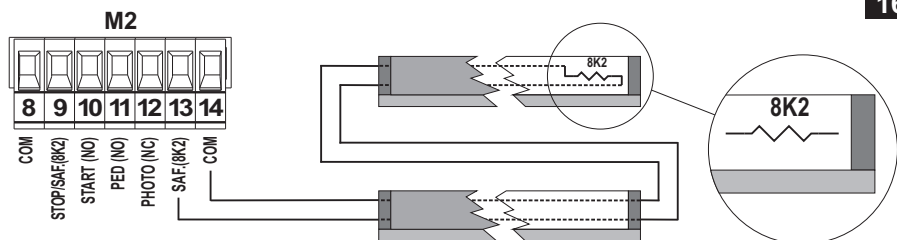
COLLEGAMENTO "DISPOSITIVO DI SICUREZZA" NC / NC "SAFETY DEVICE" CONNECTION

15



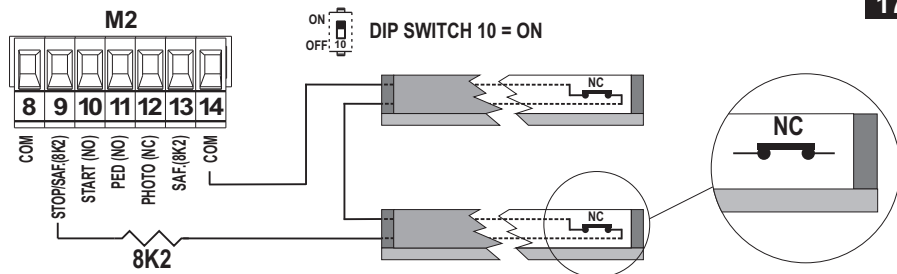
COLLEGAMENTO "DISPOSITIVO DI SICUREZZA" 8K2 / 8K2 "SAFETY DEVICE" CONNECTION

16



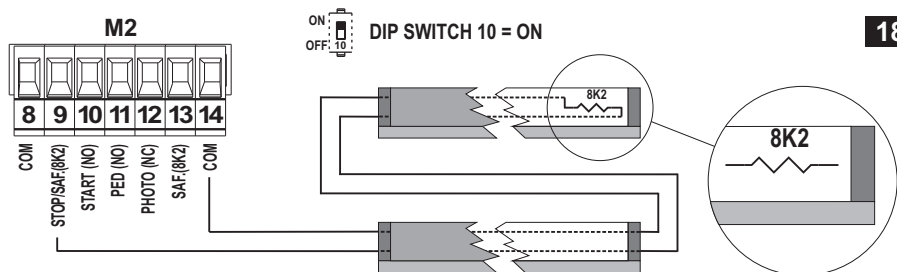
COLLEGAMENTO "DISPOSITIVO DI SICUREZZA" NC AGGIUNTIVO / ADDITIONAL NC "SAFETY DEVICE" CONNECTION

17



COLLEGAMENTO "DISPOSITIVO DI SICUREZZA" 8K2 AGGIUNTIVO / ADDITIONAL 8K2 "SAFETY DEVICE" CONNECTION

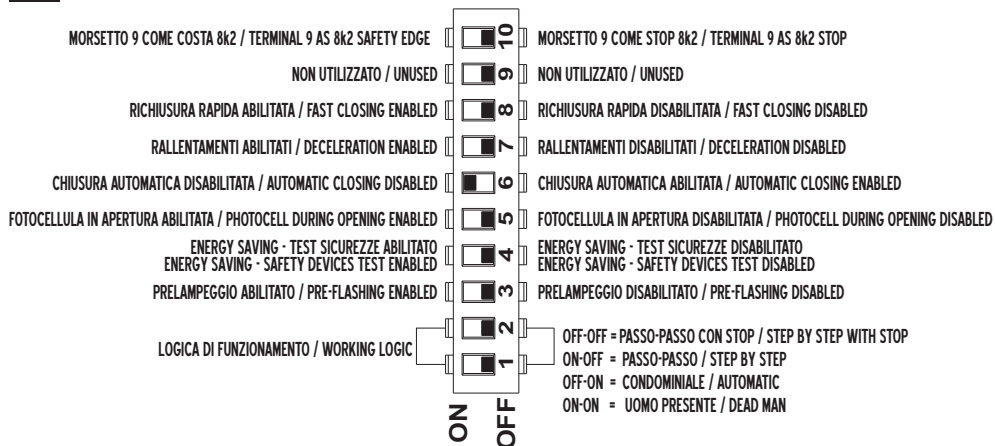
18



I-UK

IMPOSTAZIONE DI DEFAULT DIP SWITCH SW1 / DIP SWITCH SW1 DEFAULT SETTINGS

19

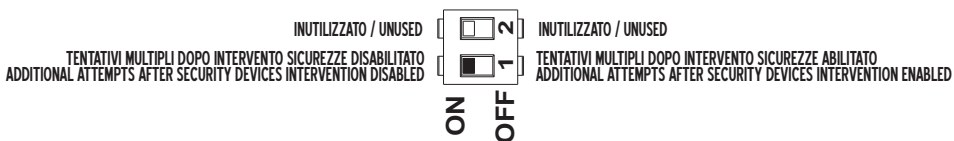


IMPOSTAZIONE DI DEFAULT DIP SWITCH SW4 / DIP SWITCH SW4 DEFAULT SETTINGS

20



LEGGERE IL MANUALE PRIMA DI MODIFICARE LE IMPOSTAZIONI DI DEFAULT
READ THE MANUAL BEFORE MODIFYING DEFAULT SETTINGS



TRIMMER "PAUSE"

21



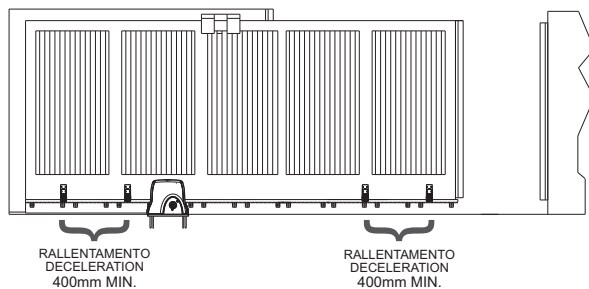
PAUSA 2 SECONDI
PAUSE 2 SECONDS



TEMPO PAUSA 250 SECONDI
PAUSE 250 SECONDS

TRIMMER "AMP. SLOW"

22



SENSIBILITA' INTERVENTO ANTISCHIACCIAMENTO DURANTE IL RALLENTAMENTO
ANTI CRUSHING SENSITIVITY DURING DECELERATION



ALTA SENSIBILITA'
HIGH SENSITIVITY



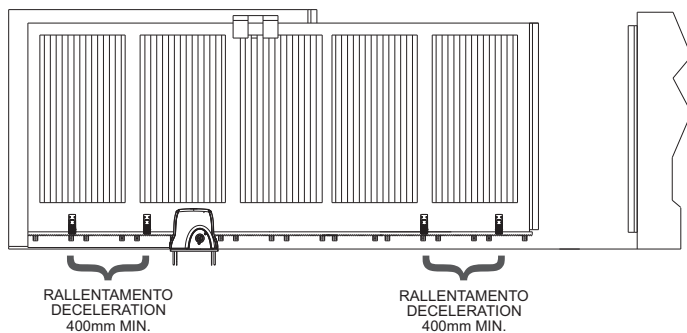
MEDIA SENSIBILITA'
MEDIUM SENSITIVITY



BASSA SENSIBILITA'
LOW SENSITIVITY

TRIMMER "SLOW"

23



VELOCITA' MOTORE DURANTE IL RALLENTAMENTO
MOTOR SPEED DURING DECELERATION



MOVEMENT SPEED : 90% - THRUST FORCE: 90%
VELOCITA' ANTA : 90% - FORZA DI SPINTA : 90%

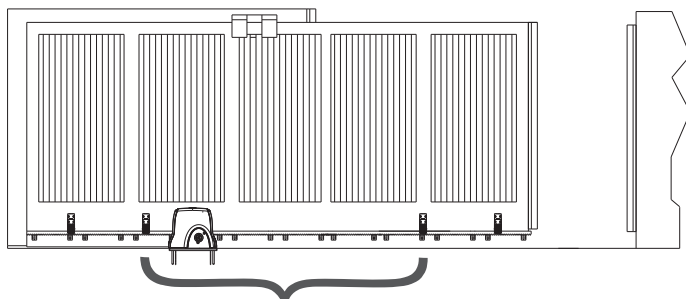


MOVEMENT SPEED : 20% - THRUST FORCE: 20%
VELOCITA' ANTA : 20% - FORZA DI SPINTA : 20%

I-UK

TRIMMER "AMP. FORCE"

24



SENSIBILITA' INTERVENTO ANTISCHIACCIAMENTO DURANTE IL MOTO NORMALE
 ANTICRUSHING SENSITIVITY DURING NORMAL MOVEMENT



ALTA SENSIBILITA'
 HIGH SENSITIVITY



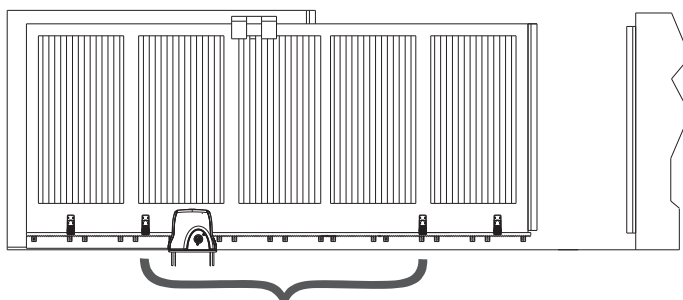
MEDIA SENSIBILITA'
 MEDIUM SENSITIVITY



BASSA SENSIBILITA'
 LOW SENSITIVITY

TRIMMER "FORCE"

25



VELOCITA' MOTORE DURANTE IL MOTO NORMALE
 MOTOR SPEED DURING NORMAL MOVEMENT



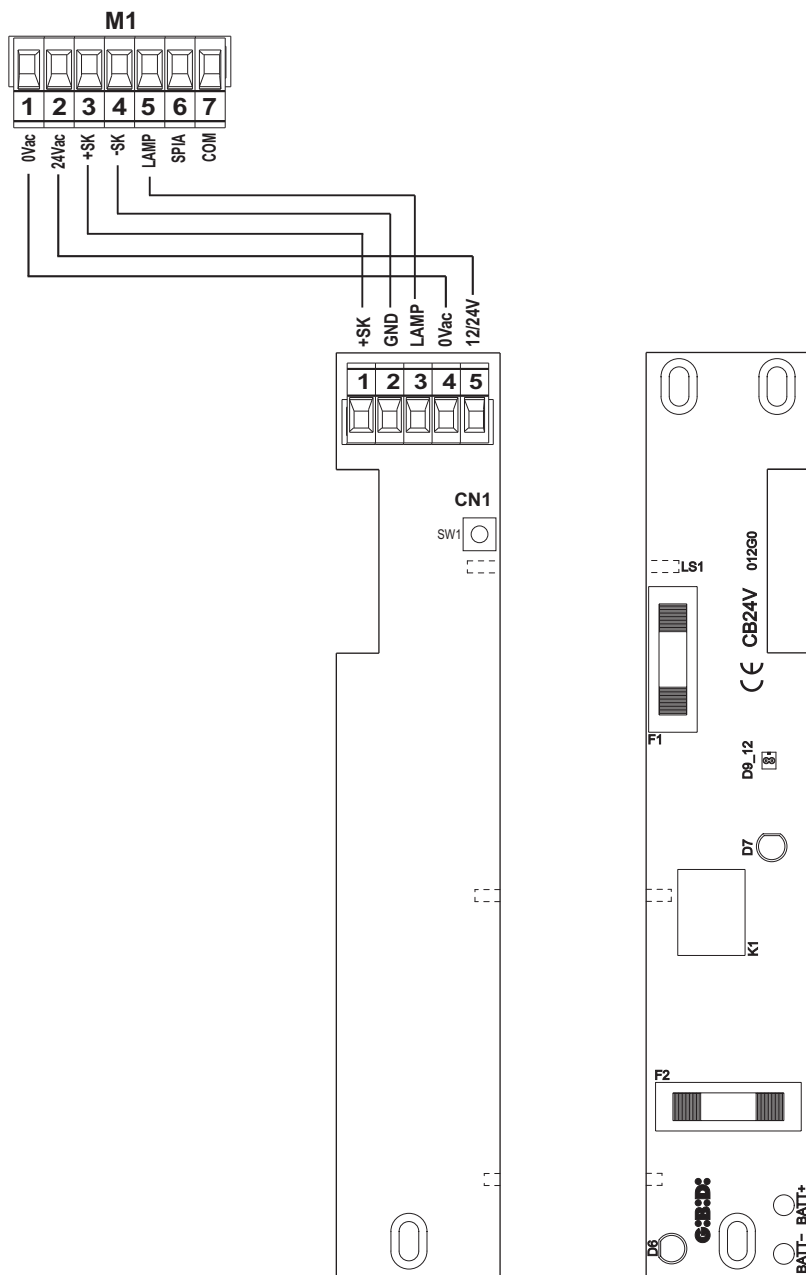
MOVEMENT SPEED : 100% - THRUST FORCE: 100%
 VELOCITA' ANTA : 100% - FORZA DI SPINTA : 100%



MOVEMENT SPEED : 20% - THRUST FORCE: 20%
 VELOCITA' ANTA : 20% - FORZA DI SPINTA : 20%

COLLEGAMENTO CON CARICABATTERIE CB24 / CONNECTIONS WITH CB24 BATTERY CHARGER CONTROL BOARD

26



GIBIDI

G.I.B.I.D.I. S.r.l.

Via Abetone Brennero, 177/B
46025 Poggio Rusco (MN) - ITALY
Tel. +39.0386.52.20.11
Fax +39.0386.52.20.31
E-mail: comm@gibidi.com

Numero Verde: 800.290156

www.gibidi.com

