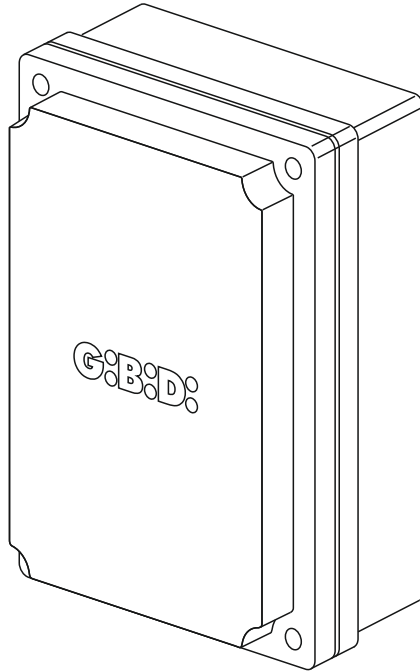


G:B:D:



:F4

CE UK
CA

F4 (AS06320)

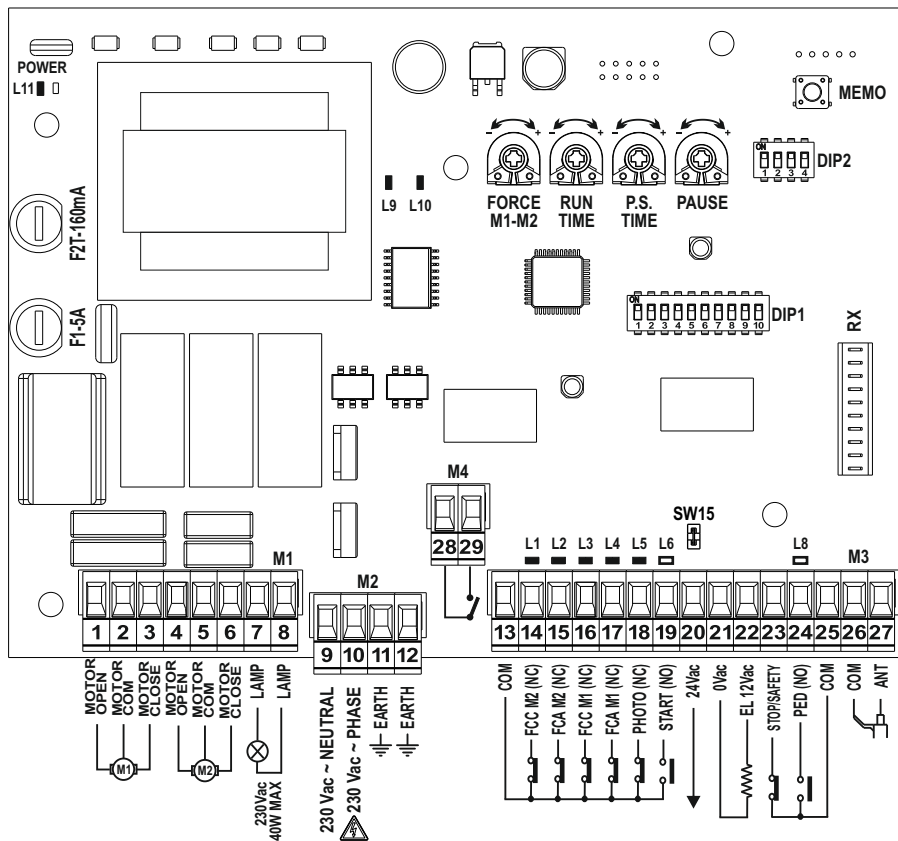
Apparecchiatura elettronica
SCHEMA ELETTRICO E COLLEGAMENTI

Electronic control unit
ELECTRICAL CONNECTIONS

IT-UK

SCHEMA ELETTRICO / ELECTRICAL CONNECTIONS

1

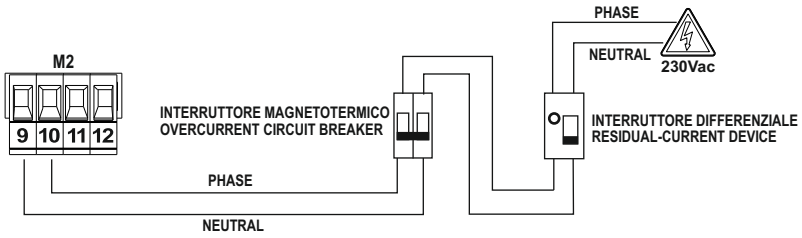


LED

L1	FCC M2
L2	FCA M2
L3	FCC M1
L4	FCA M1
L5	PHOTO
L6	START
L8	PED
L9	-
L10	SAFETY/STOP
L11	POWER

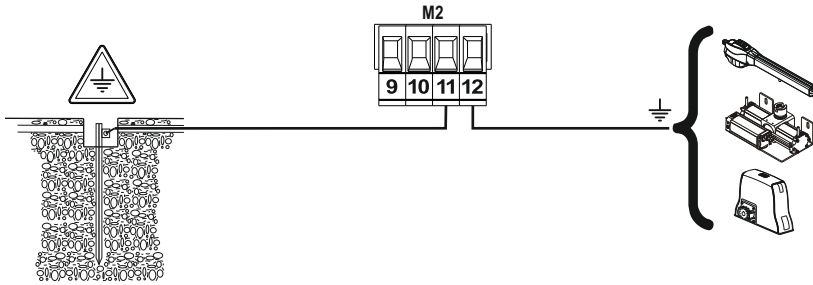
COLLEGAMENTO ALIMENTAZIONE / POWER SUPPLY CONNECTION

2



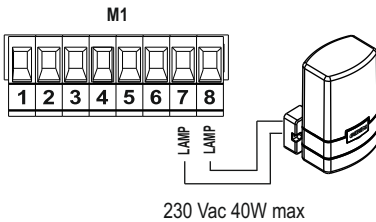
COLLEGAMENTO DI TERRA / EARTH CONNECTION

3

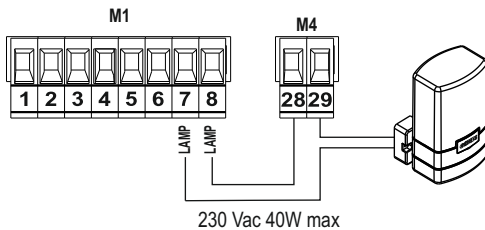
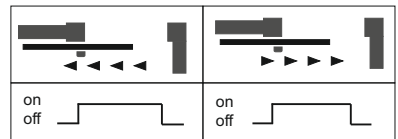


COLLEGAMENTO LAMPEGGIANTE / FLASHING LIGHT CONNECTION

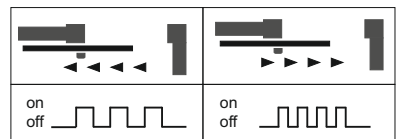
4



ON: OFF: DIP1_9 = ON



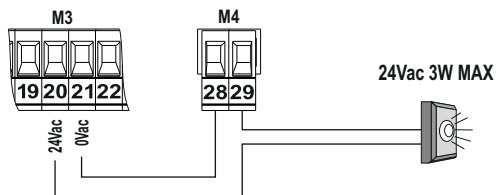
ON: OFF: DIP2_2 = OFF
DIP1_9 = ON



IT-UK

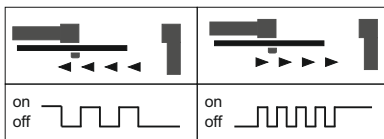
COLLEGAMENTO SPIA DI SEGNALAZIONE / WARNING LIGHT CONNECTION

5



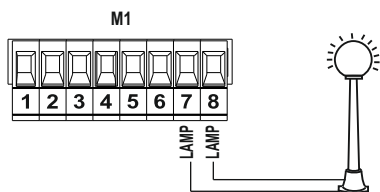
ON
OFF

DIP2_2 = ON



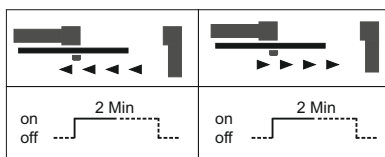
COLLEGAMENTO LUCE DI CORTESIA / COURTESY LIGHT CONNECTION

6



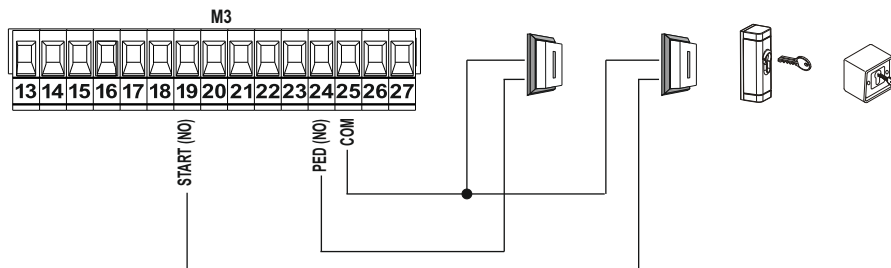
ON
OFF

DIP1_9 = OFF



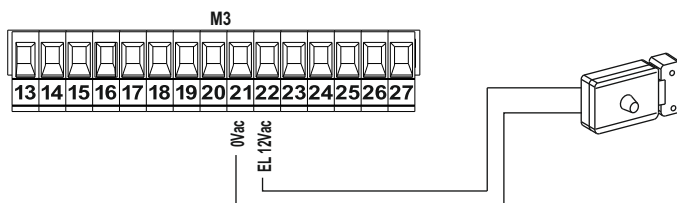
COLLEGAMENTO DISPOSITIVI DI COMANDO / CONTROL DEVICES CONNECTION

7



COLLEGAMENTO ELETTROSERRATURA / ELECTRICAL LOCK CONNECTION

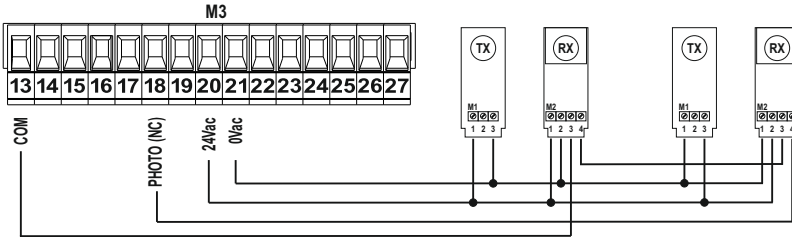
8



COLLEGAMENTO FOTOCELLULE / PHOTOCELLS CONNECTION

DCF180

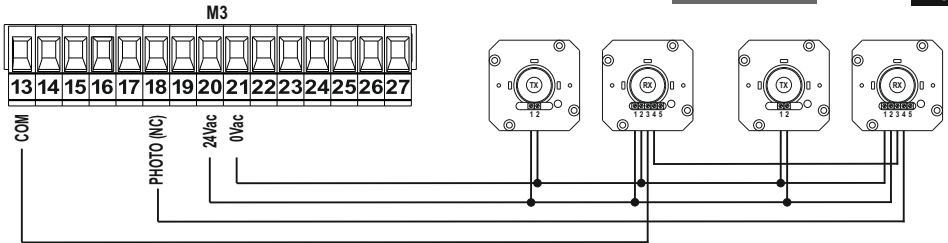
9



COLLEGAMENTO FOTOCELLULE / PHOTOCELLS CONNECTION

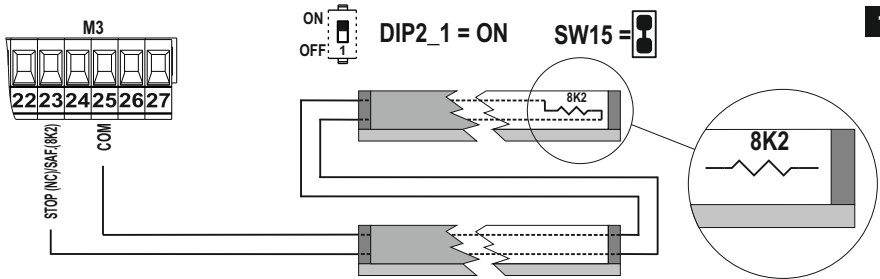
DGF100-200

10



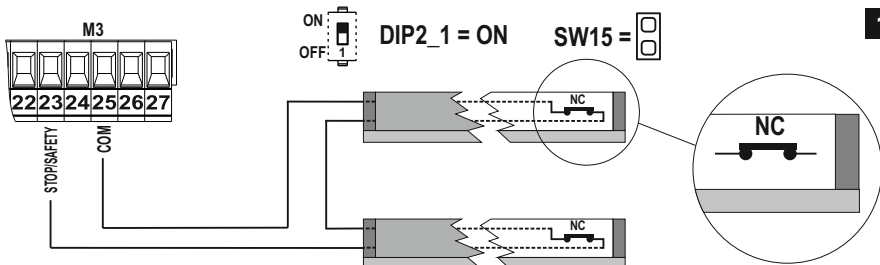
COLLEGAMENTO "DISPOSITIVO DI SICUREZZA" 8K2 / 8K2 "SAFETY DEVICE" CONNECTION

11



COLLEGAMENTO "DISPOSITIVO DI SICUREZZA" N.C. / N.C. "SAFETY DEVICE" CONNECTION

12

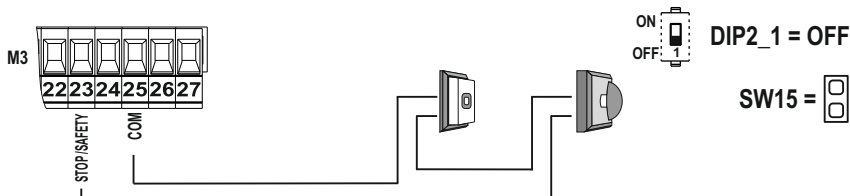


CONSULTARE IL MANUALE DELLE FOTOCELLULE PER MAGGIORI DETTAGLI / REFER TO THE PHOTOCELLS MANUAL FOR DETAILED CONNECTION DIAGRAMS

IT-UK

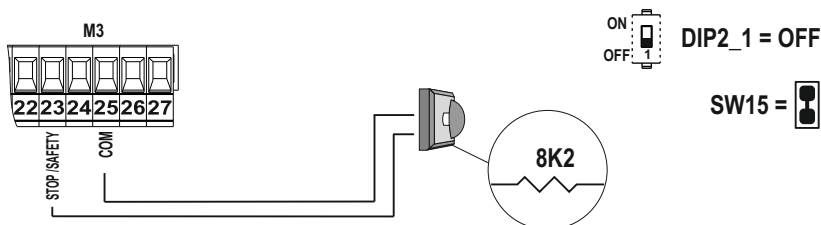
COLLEGAMENTO STOP N.C. / N.C. STOP CONNECTION

13



COLLEGAMENTO STOP 8K2 / 8K2 STOP CONNECTION

14



IMPOSTAZIONE DI DEFAULT DIP1 / DIP1 DEFAULT SETTINGS

15

MANTENIMENTO BLOCCO OLEODINAMICO ABILITATO HYDRAULIC BLOCK MAINTENANCE ENABLED	<input type="checkbox"/> 10	MANTENIMENTO BLOCCO OLEODINAMICO DISABILITATO HYDRAULIC BLOCK MAINTENANCE DISABLED
MORSETTI 7-8 COME LAMPEGGIANTE A LUCE FISSA TERMINAL INPUTS N°7-8 AS FIXED FLASHING LIGHT	<input type="checkbox"/> 9	MORSETTI 7-8 COME LUCE DI CORTESIA TERMINAL INPUTS N°7-8 AS COURTESY LIGHT
INGRESSO PHOTO DISABILITATO / PHOTO INPUT DISABLED	<input type="checkbox"/> 8	INGRESSO PHOTO ABILITATO / PHOTO INPUT ENABLED
FCC M2 DISABILITATO / FCC M2 DISABLED	<input type="checkbox"/> 7	FCC M2 ABILITATO / FCC M2 ENABLED
FCA M2 DISABILITATO / FCA M2 DISABLED	<input type="checkbox"/> 6	FCA M2 ABILITATO / FCA M2 ENABLED
FCC M1 DISABILITATO / FCC M1 DISABLED	<input type="checkbox"/> 5	FCC M1 ABILITATO / FCC M1 ENABLED
FCA M1 DISABILITATO / FCA M1 DISABLED	<input type="checkbox"/> 4	FCA M1 ABILITATO / FCA M1 ENABLED
COLPO D'ARIETE ABILITATO / HAMMER STROKE ENABLED	<input type="checkbox"/> 3	COLPO D'ARIETE DISABILITATO / HAMMER STROKE DISABLED
LOGICA DI FUNZIONAMENTO CONDOMINIALE / WORKING LOGIC - AUTOMATIC	<input type="checkbox"/> 2	LOGICA DI FUNZIONAMENTO PASSO PASSO CON STOP WORKING LOGIC - STEP BY STEP WITH STOP
FOTOCELLULA IN APERTURA ABILITATA PHOTOCELL ACTIVE DURING OPENING ENABLED	<input type="checkbox"/> 1	FOTOCELLULA IN APERTURA DISABILITATA PHOTOCELL ACTIVE DURING OPENING DISABLED

ON OFF

IMPOSTAZIONE DI DEFAULT DIP2 / DIP2 DEFAULT SETTINGS

16

RECUPERO TEMPI ESTESO / EXTENDED POSITIONAL TIME RECOVERY	<input type="checkbox"/> 4	RECUPERO TEMPI NORMALE / NORMAL POSITIONAL TIME RECOVERY
	<input type="checkbox"/> 3	DA TENERE IN OFF / KEEP THIS SET TO OFF
MORSETTO M4 COME SPIA / TERMINAL BLOCK M4 AS WARNING LIGHT	<input type="checkbox"/> 2	MORSETTO M4 COME LAMPEGGIANTE / TERMINAL BLOCK M4 AS FLASHING LIGHT
MORSETTI 23 COME COSTA 8K2 / TERMINAL INPUT N°23 AS 8K2 SAFETY DEVICE	<input type="checkbox"/> 1	MORSETTI 23 COME STOP N.C. / TERMINAL INPUT N°23 AS N.C. STOP

ON OFF

TRIMMER "FORCE"

17



MOVEMENT SPEED : 100% - THRUST FORCE: 25%
VELOCITA' ANTA : 100% - FORZA DI SPINTA : 25%



MOVEMENT SPEED : 100% - THRUST FORCE: 100%
VELOCITA' ANTA : 100% - FORZA DI SPINTA : 100%

TRIMMER "RUN TIME"

18



APPRENDIMENTO TEMPI ABILITATO
RUN TIME LEARNING PROCEEDURE ENABLED



TEMPO DI LAVORO 3 SECONDI
RUN TIME 3 SECONDS



TEMPO DI LAVORO 136 SECONDI
RUN TIME 136 SECONDS

TRIMMER "P.S. TIME"

19



SFASAMENTO ANTE DISABILITATO
LEAVES PHASE SHIFT TIME DISABLED



SFASAMENTO ANTA 1 IN CHIUSURA: 20 SECONDI
LEAF 1 CLOSING PHASE SHIFT TIME: 20 SECONDS

TEMPO SFASAMENTO ANTA 2 IN APERTURA: FISSO 2 SECONDI
LEAF 2 CLOSING PHASE SHIFT TIME: 2 SECONDS NOT ADJUSTABLE

TRIMMER "PAUSE"

20



CHIUSURA AUTOMATICA DISABILITATA
AUTOMATIC CLOSING DISABLED



PAUSA 3 SECONDI
PAUSE 3 SECONDS



TEMPO PAUSA 103 SECONDI
PAUSE 103 SECONDS

GIBIDI

GI.BI.DI. S.r.l.

Via Abetone Brennero, 177/B
46025 Poggio Rusco (MN) - ITALY
Tel. +39.0386.52.20.11
Fax +39.0386.52.20.31
E-mail: info@gibidi.com

Numero Verde: 800.290156

www.gibidi.com

